

A12410

REV

11/18/2013

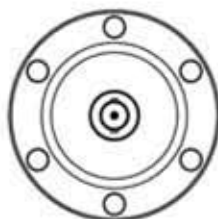


FIGURE I

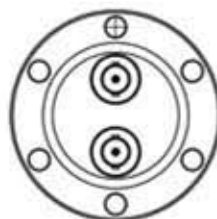


FIGURE II

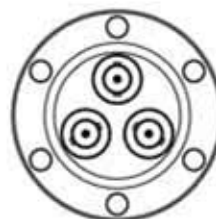


FIGURE III

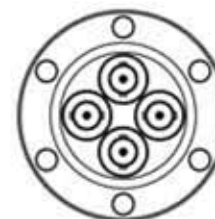
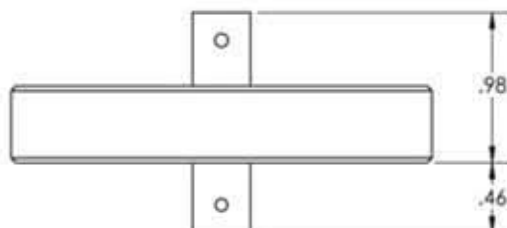


FIGURE IV



PART #	# OF FEEDTHRU	FIGURE
A12410-1-CF	1	I
A12410-2-CF	2	II
A12410-3-CF	3	III
A12410-4-CF	4	IV

NOTES:

- 50 OHM MATCHED IMPEDANCE FEEDTHRU
- FREQUENCY: 4 GHz
- VOLTAGE RATING: 500V DC (LIMITED BY PLUG)
- CURRENT RATING: 3 AMPS
- TEMPERATURE RATING: -200°C TO 300°C
- AIRSIDE CONNECTORS ARE INCLUDED

APPROVED

BNC Coaxial Double Ended Feedthrough, 1,2,3 and 4 Pin, Matched Impedance @ 50 OHM, 2.75" Quick Flange

PROPRIETARY AND CONFIDENTIAL		UNLESS OTHERWISE SPECIFIED:		MPF PRODUCTS INC.			TITLE: COAXIAL, DOUBLE ENDED BNC, MATCHED IMPEDANCE @ 50 OHM, 275CF		
ANY REPRODUCTION IN PART OR AS A WHOLE WITHOUT THE WRITTEN PERMISSION OF MPF PRODUCTS INC. IS PROHIBITED.	DIMENSIONS ARE IN INCHES TOLERANCES: ANGULAR: MACH: 1/2" TWO PLACE DECIMAL THREE PLACE DECIMAL		FINISH CONFLAT	DRAWN BY	JB	DATE	SIZE A	DWG. NO. A12410	REV
				CHECKED					11/18/2013
USED ON:			DO NOT SCALE DRAWING	ENG APPR.	JB		LAST SAVED DATE	Wednesday, November 13, 2013 4:57:20 PM	