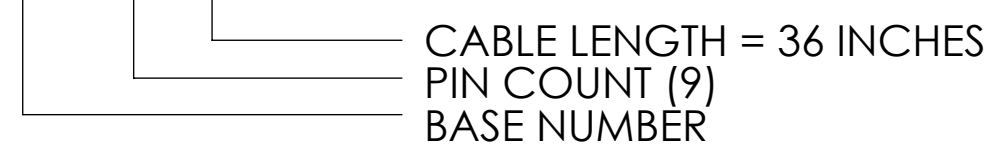


MPF PRODUCTS INC.

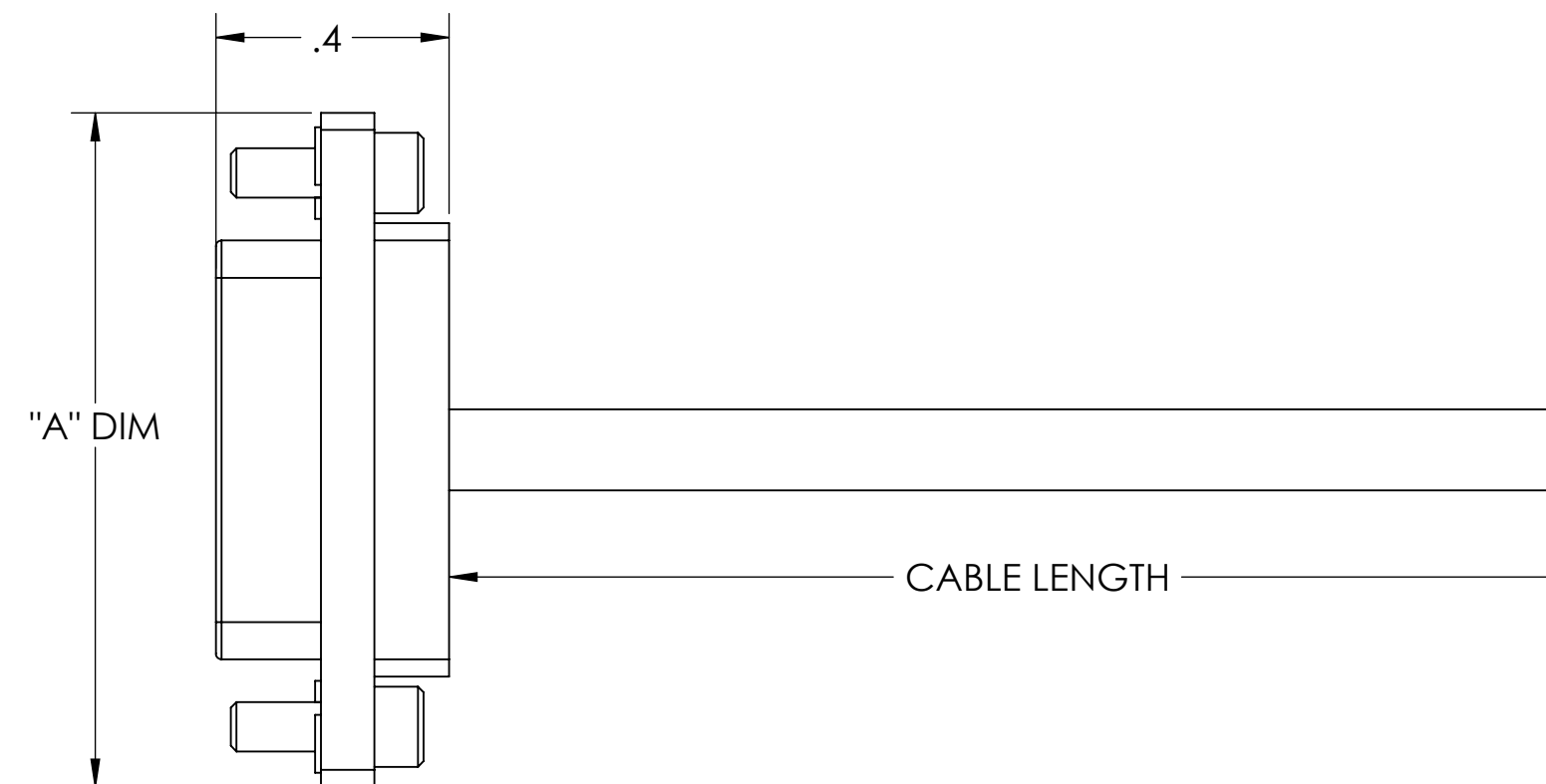
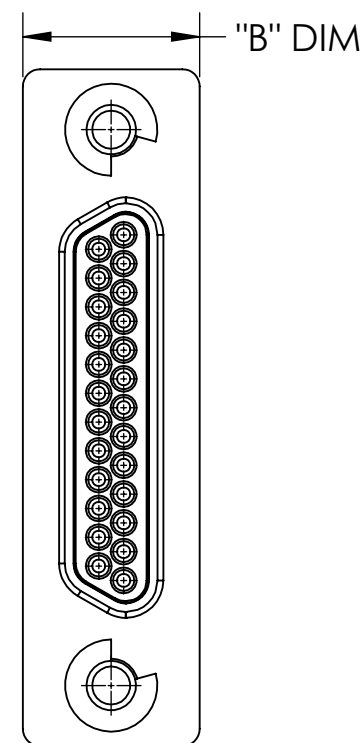
NOTES

1. CONFORMS TO MIL-DTL-83513/03
 - A. CONTACT PATTERN A THROUGH H
 - B. WIRE: ETFE COATED PER SAE-AS22759/33-26
COLOR CODED AS FOLLOWS, REPEATED EVERY 10 CONTACTS

| | |
|------------|------------|
| 1 - BLACK | 6 - GREEN |
| 2 - BROWN | 7 - BLUE |
| 3 - RED | 8 - VIOLET |
| 4 - ORANGE | 9 - GREY |
| 5 - YELLOW | 10 - WHITE |
 - C. SHELL: NICKEL PLATED ALUMINUM SHELL
 - D. MOUNTING HARDWARE: MIL-DTL-83513/05-02, CONFIGURATION A
(CONTACT PATTERNS A-G) OR MIL-DTL-83513/05-12 CONFIGURATION C (CONTACT PATTERN H)
2. ORDERING INSTRUCTIONS
SPECIFY BASE NUMBER FOLLOWED BY DASH NUMBER INDICATING PIN COUNT
EXAMPLE A9602 - 9 - 36



| PART# | "A" DIM | "B" DIM |
|--------------|---------|---------|
| A9602-9-36 | .795 | .300 |
| A9602-15-36 | .945 | .300 |
| A9602-21-36 | 1.095 | .300 |
| A9602-25-36 | 1.195 | .300 |
| A9602-31-36 | 1.345 | .300 |
| A9602-37-36 | 1.495 | .300 |
| A9602-51-36 | 1.445 | .343 |
| A9602-100-36 | 2.056 | .387 |



| | | | | | |
|---|--|---|----|--|--|
| UNLESS OTHERWISE SPECIFIED: | | QUOTATION # | | APPROVED | |
| DIMENSIONS ARE IN INCHES TOLERANCES: ANGULAR: MACH ± 1/2° TWO PLACE DECIMAL ± .030 THREE PLACE DECIMAL ± .015 | | DRAWN | WJ | 11/19/2013 | MPF PRODUCTS INC. TITLE: CONNECTOR, MICRO-D NONHERMETIC PLUG DOWNLOADED FROM MPFPI.COM DWG. NO. A9602 |
| | | CHECKED | JB | 11/19/2013 | |
| | | ENG APPR. | WJ | 11/19/2013 | |
| | | THIRD ANGLE: | | | |
| MATERIAL | | | | | |
| FINISH | | SURFACE FINISH: 63/ OR BETTER | | REV | |
| AIRSIDE CONNECTOR | | UNLESS OTHERWISE SPECIFIED: | | Thursday, February 18, 2016 4:26:02 PM | |
| PLATING | | ALL DIAMETERS CONCENTRIC WITHIN .005. REMOVE ALL BURRS AND SHARP EDGES | | | |