

A0194

REV

5/28/2013

NOTES:

* TYPE K:

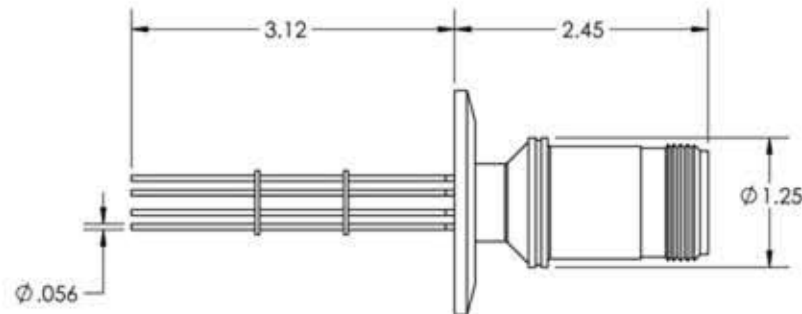
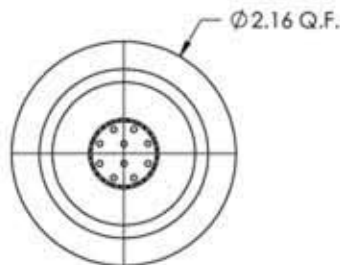
ALUMEL CONDUCTORS HAVE A NEGATIVE POLARITY (**MAGNETIC**) AND THE VACUUM SIDE ENDS ARE FLAT.
 CHROMEL CONDUCTORS HAVE A POSITIVE POLARITY (**NON - MAGNETIC**) AND THE VACUUM SIDE ENDS HAVE A RADIUS.

* TYPE J:

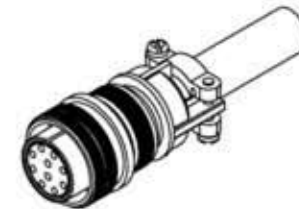
CONSTANTAN CONDUCTORS HAVE A NEGATIVE POLARITY (**NON - MAGNETIC**) AND THE VACUUM SIDE ENDS ARE FLAT.
 IRON CONDUCTORS HAVE A POSITIVE POLARITY (**MAGNETIC**) AND THE VACUUM SIDE ENDS HAVE A RADIUS.

* TYPE E:

CONSTANTAN CONDUCTORS HAVE A NEGATIVE POLARITY (**NON - MAGNETIC**) AND THE VACUUM SIDE ENDS ARE FLAT.
 CHROMEL CONDUCTORS HAVE A POSITIVE POLARITY (**NON - MAGNETIC**) AND THE VACUUM SIDE ENDS HAVE A RADIUS.



PART #	T/C TYPE	# OF PAIRS
A0194-1-QF	K	2
A0194-2-QF	J	2
A0194-3-QF	E	2
A0194-5-QF	K	3
A0194-6-QF	J	3
A0194-7-QF	E	3
A0194-9-QF	K	5
A0194-10-QF	J	5
A0194-11-QF	E	5



APPROVED

MS Series, Thermocouple Feedthrough, 2,3, and 5 Pairs, Type K, J, and E, w/ Air-side Connector
 2.16" Quick Flange

TITLE:

THERMOCOUPLE, 2, 3, AND 5 PAIRS
 TYPE K, J, AND E
 MS CONNECTOR, QF40

PROPRIETARY AND CONFIDENTIAL

UNLESS OTHERWISE SPECIFIED:

MPF PRODUCTS INC.

ANY REPRODUCTION IN PART OR AS A WHOLE WITHOUT THE
 WRITTEN PERMISSION OF MPF PRODUCTS INC. IS PROHIBITED.

DIMENSIONS ARE IN INCHES
 TOLERANCES:

ANGULAR: MACH ± 1/2 °
 TWO PLACE DECIMAL
 THREE PLACE DECIMAL



FINISH
 QUICK FLANGE

DRAWN BY

JB

DATE

CHECKED

JB

DO NOT SCALE DRAWING

ENG APPR.

JB

SIZE

A

DWG. NO.

A0194

REV

5/28/2013

LAST SAVED DATE

Tuesday, May 14, 2013 9:02:08 AM